





WIRING STAR 9"



3. USE CABLE TIES TO SECURE OUTSIDE CABLE AS SHOWN.



2. USE CABLE TIES TO SECURE INNER CABLE AS SHOWN.



CABLE TIE SLOTS

CABLE TIE EMBOSS

1. INSTALL WOOD SCREWS IN 4 CORNERS AS SHOWN

FSR inc. 244 BERGEN BLVD. W. PATERSON, NJ 07424 TEL (973) 785-4347 FAX (973) 785-3318	TITLE: WIRING STAR 9" INSTALLATION INSTRUCTION		
	DRAWN BY: A.B.	DATE: 7/14/2016	SCALE: -
DWG#: LIT1601	REV: -	PAGE: 1 OF 1	